

Line Scan

VS-L12035

F/3.5

SERIES

Center to edge uniformity makes for a truly straight line



High Performance Line Scan Lenses



VS TECHNOLOGY
MACHINE VISION OPTICS

VS-L12035 F/3.5 SERIES

16K 5μm Support, High Performance Line Scan Lenses



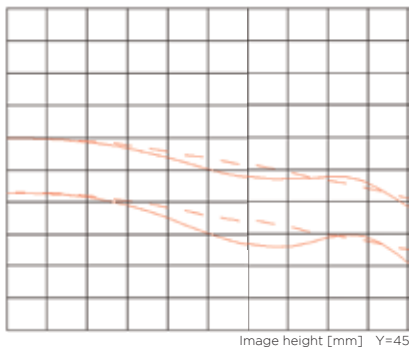
Features

- Supports up to $\phi 90$ large line scan camera
- Ensures uniformity from the center to the edge of the lens
- Designed with RGB chromatic correction
- Various adapters available
- V mount model

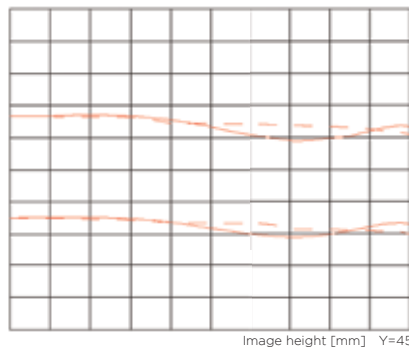
Model	Mag.	WD (mm)	F/#	Image Circle
VS-12035-05/V	0.5	120	3.5	$\phi 90$
VS-12035-075/V	0.75	120	3.5	$\phi 90$
VS-12035-1/V	1	120	3.5	$\phi 90$

VS-L12035 MTF

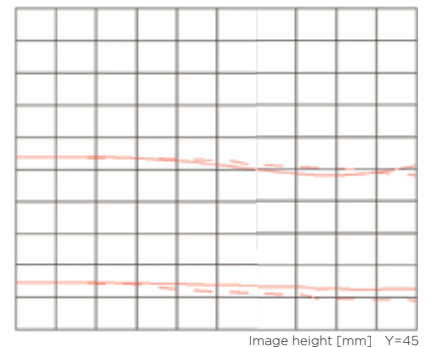
F3.5 50LP/mm, 100LP/mm



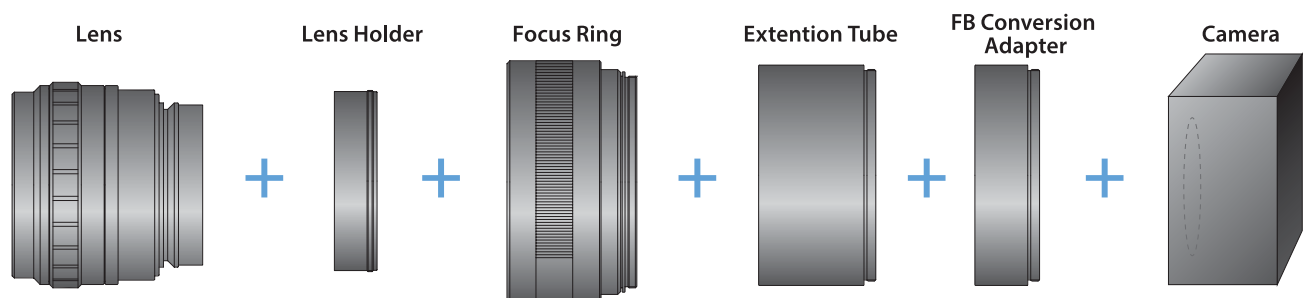
F5.6 50LP/mm, 100LP/mm



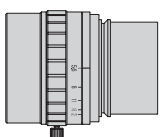
F8 50LP/mm, 100LP/mm



V-Mount Adapters



VS-L12056-075/V



Example of
adapter
installation

VS-L075-M72/**

